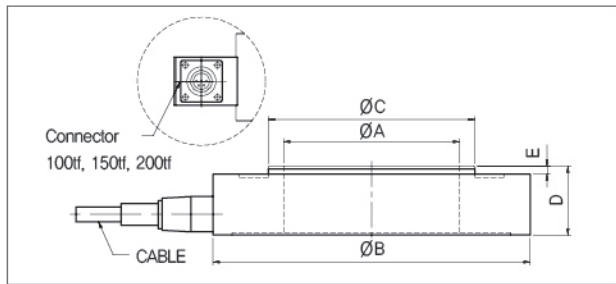



Slim Hollow Type Load Cell

> Model CWW

These load cells are extremely Slim and lightweight, Easy installation with hole in center, Designed for use in civil engineering measurement, these loads on tunnel supports and soil pressure on protective Walls to aid control in construction proj-ects, Protection Class IP66



> SPECIFICATIONS

Specifications	Accuracy
Rated capacity(R.C)	50kgf, 100kgf, 200kgf, 500kgf, 1tf, 2tf, 3tf, 5tf, 10tf, 20tf, 30tf, 50tf, 100tf, 150tf, 200tf (490.3N, 980.7N, 1.961kN, 4.903kN, 9.807kN, 19.61kN, 29.42kN, 49.03kN, 98.07kN, 196.1kN, 490.3kN, 980.7kN, 1.961MN)
Rated output(R.O)	1.5mV/V±0.4%
Nonlinearity	1% of R.O.
Hysteresis	1% of R.O.
Repeatability	0.5% of R.O.
Zero balance	0.5% of R.O.
Temperature effect on rated output	0.05% of LOAD/10°C
Temperature effect on zero balance	0.1% of R.O./10°C
Temperature range, compensated	-10°C to 60°C
Temperature range, safe	-20°C to 80°C
Terminal resistance, input	700±10Ω
Terminal resistance, output	700±5Ω
Insulation resistance bridge	2000MΩ
Excitation recommended	10V
Safe overload	150% R.C.
Cable length	50kgf~5tf : Ø5mm 4core, 3m 10~200tf : Ø7mm 4core, 3m

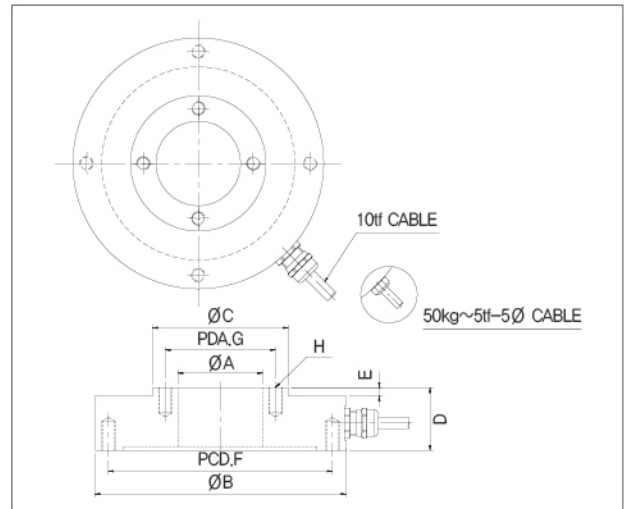
> DIMENSIONS TABLE

unit:mm

Capacity	ØA	ØB	ØC	D	E	Weight(kg)
50kgf	10	55	22	15	2	0.5
100kgf	10	55	22	15	2	
200kgf	10	55	22	15	2	
500kgf	10	55	22	15	2	0.7
1tf	12	68	28	20	1.5	
2tf	12	68	28	20	1.5	
3tf	12	68	28	20	1.5	
5tf	12	68	28	20	1.5	
10tf	50	148	80	37	5	
20tf	70	155	99	43	5	20
30tf	70	155	99	43	5	
50tf	70	155	99	43	5	
100tf	110	198	129	43	5	
150tf	165	278	200	50	8	
200tf	170	308	212	65	10	

> Model CWW11

Center hole type compressor makes it easy to install slim format, Suitable for measuring bolt tension and creates various sizes of orders.



> SPECIFICATIONS

Specifications	Accuracy
Rated capacity(R.C)	50kgf ~ 500kgf (490.3N ~ 4.903kN) 1tf ~ 10tf (9.807kN ~ 98.07kN)
Rated output(R.O)	1.5mV/V±0.4%
Nonlinearity	1% of R.O.
Hysteresis	1% of R.O.
Repeatability	0.5% of R.O.
Zero balance	0.5% of R.O.
Temperature effect on rated output	0.05% of LOAD/10°C
Temperature effect on zero balance	0.1% of R.O./10°C
Temperature range, compensated	-10°C to 60°C
Temperature range, safe	-20°C to 80°C
Terminal resistance, input	700±10Ω
Terminal resistance, output	700±5Ω
Insulation resistance bridge	2000MΩ
Excitation recommended	10V
Safe overload	150% R.C.
Cable length	50kgf~5tf : Ø5mm 4core, 3m 10tf : Ø7mm 4core, 3m

> DIMENSIONS TABLE

unit:mm

Capacity	ØA	ØB	ØC	D	E	F	G	H
50kgf (490.3N)	10	55	22	15	2	48	16	2×4-M4 DP6
100kgf (980.7N)	10	55	22	15	2	48	16	2×4-M4 DP6
200kgf (1.961kN)	10	55	22	15	2	48	16	2×4-M4 DP6
500kgf (4.903kN)	10	55	22	15	2	48	16	2×4-M4 DP6
1tf (9.807kN)	12	68	28	20	1.5	60	20	2×4-M6 DP10
2tf (19.61kN)	12	68	28	20	1.5	60	20	2×4-M6 DP10
3tf (29.42kN)	12	68	28	20	1.5	60	20	2×4-M6 DP10
5tf (49.03kN)	12	68	28	20	1.5	60	20	2×4-M6 DP10
10tf (98.07kN)	50	148	80	37	5	132	65	2×6-M8B DP15

★ Specifications are subject to change without notice.