

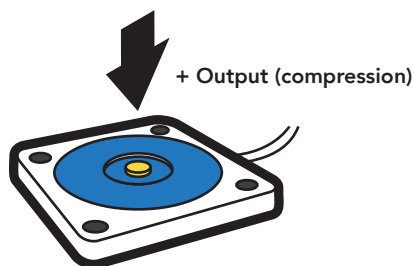
FEATURES

- Low profile
- For use in compression
- Utilizes metal foil strain gauge technology

 Non-loading surface, do not contact

 Active End

 Fixed End



SPECIFICATIONS

PERFORMANCE

Nonlinearity	±1% of RO
Hysteresis	±1% of RO
Nonrepeatability	±0.1% of RO

ELECTRICAL

Rated Output (RO)	1.5 mV/V nom
Excitation (VDC or VAC)	15 max
Bridge Resistance	1000 Ohm nom
Insulation Resistance	≥500 MOhm @ 50 VDC
Connection	34 AWG 4 Conductor Braided Shielded Polyester Cable

Wiring/Connector Code WC1

MECHANICAL

Weight (approximate)	1 oz [28 g]
Safe Overload	150% of RO
Deflection	See chart on next page
Material	17-4 PH stainless-steel
IP Rating	IP40

TEMPERATURE

Operating Temperature	-60 to 200°F (-50 to 93°C)
Compensated Temperature	60 to 160°F (15 to 72°C)
Temperature Shift Zero	±0.02% of RO/°F (±0.036% of RO/°C)
Temperature Shift Span	±0.02% of Load/°F (±0.036% of Load/°C)

CALIBRATION

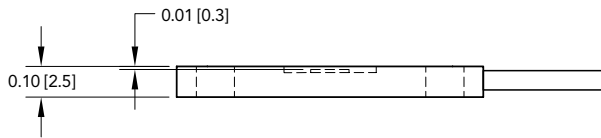
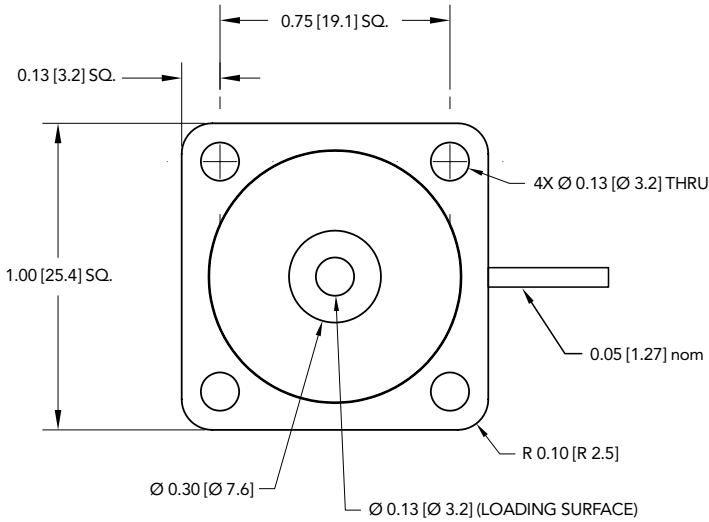
Calibration Test Excitation	10 VDC
Calibration (standard)	5-pt Compression
Shunt Calibration Value	200 kOhm

CONFORMITY

RoHS	EU 2015/863
CE	EN55011; EN61326-1

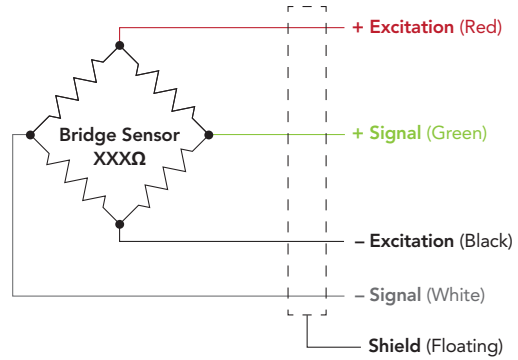
DIMENSIONS inches [mm]

TOLERANCE:
 .X ± 0.1" [2.5]
 .XX ± 0.01" [0.25]
 .XXX ± 0.005" [0.127]



WIRING CODE (WC1 WITH SHIELD)

RED	+ EXCITATION
BLACK	- EXCITATION
GREEN	+ SIGNAL
WHITE	- SIGNAL
SHIELD	FLOATING



CAPACITIES

ITEM #	lb	N	FZ Deflection (in)	Natural Frequency (Hz)
FSH03973	1	4.5	0.0014	2200

Drawing Number: F11450-D

FUTEK reserves the right to modify its design and specifications without notice. Please visit <http://www.futek.com/salesterms> for complete terms and conditions.

10 Thomas, Irvine, CA 92618 USA
 Tel: (949) 465-0900

www.futek.com



R0HS



U.S. Manufacturer